

ENGLISH PROGRAM

DOC

NÜRNBERG
May 15th – 17th 2025



www.doc-nuernberg.de



DOC goes green

SUSTAINABILITY INITIATIVE

“The congress goes green” - against the background of this idea, the organizer has established a concept under the patronage of the scientific sponsor DOC e.V. has established a concept to make the DOC more sustainable. This starts with sustainable travel by means of a **congress train ticket at reduced price**, is based on the ecological idea of **reducing the number of printed products** and continues with the support of the Nürnberg Messe and with the involvement of the service providers.

Each speaker/chairman, participant and exhibitor will be provided with a **free ticket for the DOC congress for the use of public transport within Nuremberg** to make traveling more comfortable.



Cooperation with PRIMAKLIMA e.V. to compensate for the personal CO₂ footprint. Congress travel produces greenhouse gases. Especially the arrival and departure, but also the means of transport on site influence our personal CO₂ footprint. Air travel is a particularly significant factor here. Traveling is therefore most sustainable if the destination can be reached without a plane, but by train, for example.

The DOC Congress would like to offer all participants and exhibitors the opportunity to reduce the CO₂ emissions caused by their travel to and from the congress by supporting certified projects of the PRIMAKLIMA association.

For orientation, you will find the exemplary amount of CO₂ emitted:

Round trip flight Nuremberg to Hamburg or Berlin corresponds to approx. 0.49 t. You are welcome to use the calculator under the following link and calculate the compensation in EURO:

https://www.primaklima.org/meinklima/my-co2-footprint/?no_cache=1
The following applies for the journey with your own car:

Calculate the average fuel consumption of your car per 100 kilometers with 2,370 for gasoline and 2,650 for diesel and divide by 100. That means that with an average consumption of 6 liters for gasoline, the CO₂ emission is 142 gr/km. With your registration you can donate the calculated compensation amount. This amount will be donated in full to the association PRIMAKLIMA e.V. after the congress.

Independently of this, the DOC Congress will donate four trees per speaker/chairperson to filter CO₂ from the atmosphere.

Index

page

DOC goes green - sustainability initiative	2. US
Greetings by Dr. Scharrer	2
DOC-Tracks	3 - 4
Program overview	5
Timetable	6
The new DOC-Homepage	7

Thursday, May 15th 2025

Main lecture - Glaucom	9
Main lecture - Glaucom - Continuation	10
Main lecture - Cataract Surgery	11
Main lecture - Cataract Surgery - Continuation	12
Main lecture - Video Live Surgery	13
Forum Eye Surgeries in developing Countries	14
Drylab	15

Friday, May 16th 2025

Video Live Surgery Festival	17
General Session - Hall of Fame and honorary lectures	18
Main lecture - Corneal Surgery	19
Main lecture - Refractive Surgery	20
Main lecture - Refractive Surgery - Continuation	21
Main lecture - Refractive Surgery - Continuation: Shark Tank	22

Saturday, May 17th 2025

Main lecture - Retina	24
Main lecture - Retina - Continuation	25
Main lecture - LID/ORBITA	26
Complication Management in Cataract Surgery	27

Industry

Sponsors	29 - 32
Industry Support	33 - 36

Social Program / General notes

DOC Open Air	38
General Information and Participation fees	39 - 44

Greetings by Dr. Scharrer

Dear Colleagues



The 37th International Congress of German Ophthalmic Surgery (DOC) will take place from 15 - 17 May in Nuremberg.

Renowned experts will present innovations and further developments and discuss the gold standards of ophthalmic surgery with the audience. Practical ophthalmic surgery will be given plenty of space in wetlabs and courses, so that comprehensive, practical training and further education is guaranteed.

In addition to the **Master Class courses**, which provide an excellent overview of a sub-area of ophthalmic surgery/ophthalmology, the **surgical courses** are also being continuously expanded. The aim of the surgical courses is to provide participants with

a clear surgical procedure, divided into individual steps, supplemented by explanations of the indications and post-operative follow-up treatment. In **pro & con sessions**, the speakers present their point of view and discuss it with the audience. **Video Live Surgery** will also take centre stage in 2025. This time, the **Video Live Surgery Festival** comes from the Carl Theodor Clinic in Munich. Video Live Surgery provides detailed insights into modern surgical techniques in difficult initial situations.

New to the programme are a **Consilium retinologicum**, as well as an additional **Consilium diagnosticum** and **Consilium therapeuticum**. Also new are **DOC updates - the gold standard** in the fields of cataract, glaucoma and retina. Exciting symposia in 2025 are: **“Sustainability in ophthalmic surgery - what do we need to do now?”** and **“AI in ophthalmic surgery and ophthalmology”**. In addition to the **Management in Clinic and Practice seminar series**, the **symposia on anaesthesia in ophthalmology, strabology and elective services (IGEL symposium)** will continue to take place due to the high level of interest.

The **seminar for the ophthalmologist's practice is of particular** importance for all colleagues in clinics and practices. The DOC offers a separate, comprehensive, top-class programme (**OAP programme**) for **ophthalmological assistants in clinics and practices, i.e. MFAs, surgical nurses and administrative staff**.

Simultaneous translation German-English will be offered for our international guests on all 3 days in the large hall Tokio.

We look forward to your participation in the 37th DOC from 15 - 17 May 2025 in Nuremberg!

Yours



Dr. med. A. Scharrer
President

Your programme committee



H. Agostini, Freiburg



G.U. Auffarth, Heidelberg



S. Bopp, Bremen



Th. Dietlein, Köln



C. Hintschich, München



P. Hoffmann, Castrop-Rauxel



T. Klink, München



M.C. Knorz, Mannheim



T. Kohnen, Frankfurt a.M.



R.M. Menapace, Wien



G. Petzold, Kulmbach



C. Schier Wyss, Binningen



B. Seitz, Homburg/Saar



S. Zweifel, Zürich

Glaucoma surgery
page
Thursday, May 15th 2025

H 1	Glaucoma Surgery	9
H 2	Glaucoma Surgery – Continuation	10

Cataract
page
Thursday, May 15th 2025

H 3	Cataract Surgery	11
H 4	Cataract Surgery – Continuation	12
H 5	Video Live Surgery	13
H 6	Video Live Surgery Festival	17
H 15	Complication Management in Cataract surgery: Interactive Video Talk with Panel and Listener-Discussion	27
D-KAT 1	Best in Class Application	15

Varia
page
Thursday, May 15th 2025

F 1	Forum Eye Surgery	14
-----	-------------------	----

Friday, May 16th 2025

H 7	GENERAL SESSION HALL OF-FAME AND HONORARY LECTURES	18
-----	--	----

Corneal Surgery
page
Friday, May 16th 2025

H 5	Video Live Surgery	13
H 8	Corneal Surgery	19

Refractive Surgery
page
Friday, May 16th 2025

H 9	Refractive Surgery	20
H 10	Refractive Surgery – Continuation	21
H 11	Refractive Surgery – Continuation: Shark Tank	22

Lid surgery**page****Saturday, May 17th 2025**

H 14	Lid/Orbita	26
------	------------	----

Retina Surgery**page****Saturday, May 17th 2025**

H 5	Video Live Surgery	13
H 6	Video Liver Surgery	17
H 12	Retina	24
H 13	Retina – Continuation	25

Main lectures

		page
H 1	Glaucoma Surgery	9
H 2	Glaucoma Surgery – Continuation	10
H 3	Cataract Surgery	11
H 4	Cataract Surgery – Continuation	12
H 5	Video Live Surgery	13
H 6	Video Live Surgery Festival	17
H 7	General Session Hall of Fame and Honorary Lectures	18
H 8	Corneal Surgery	19
H 9	Refractive Surgery	20
H 10	Refractive Surgery – Continuation	21
H 11	Refractive Surgery – Continuation: Shark Tank	22
H 12	Retina	24
H 13	Retina – Continuation	25
H 14	Lid/Orbita	26
H 15	Complication Management in Cataract Surgery: Interactive Video Talk with Panel and Listener-Discussion	27

Forum

		page
F 1	Forum Eye Surgery in developing countries: open glaucoma management in low- and middle income settings	14

The new **DOC** homepage is here!




Optimized and adapted to all end devices, our new homepage replaces the DOC-APP.

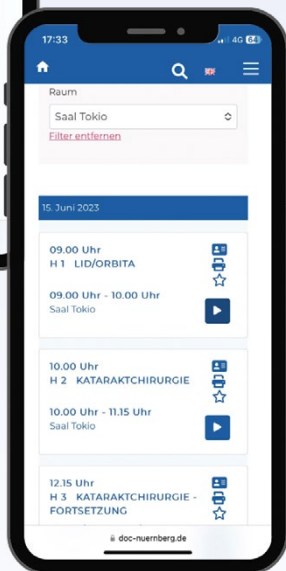


**We show you
„What’s on now?“.**

**Simply look at the start
page during the congress
and immediately see the
current program.**

With numerous filter options, you can choose the program points most suitable for you.

-  Download the session to your calendar as an .ics file in your Outlook calendar
-  Print whole sessions directly and easily
-  Load sessions or single lectures into your personal timetable



More information

During registration, you will be shown directly when courses overlap in time.

With your account in the participant management portal, you will receive all invoices and certificates in digital form in the future.

You can access your documents at any time.



Thursday
May 15th 2025



Main lectures

Simultaneous interpreting (German/English)

08.30 - 10.00 am



Lecture hall Tokio

1. Main Session

GLAUCOM

Chair: Thomas S. Dietlein, Köln · Thomas Klink, München

08.30 - 08.40 am	1.1	Do we still need trabeculectomy? Esther Hoffmann, Mainz
08.40 - 08.45 am		Discussion
08.45 - 08.55 am	1.2	Postoperative hypotony - what to do? Thomas Klink, München
08.55 - 09.00 am		Discussion
09.00 - 09.10 am	1.3	Slowly progressive normal-tension glaucoma: wait and see or surgery? Jan Lübke, Freiburg
09.10 - 09.15 am		Discussion
09.15 - 09.25 am	1.4	Under- and overtreatment of glaucoma: half a dozen classics Thomas S. Dietlein, Köln
09.25 - 09.30 am		Discussion
09.30 - 09.40 am	1.5	Troubleshooting with filtering stents Randolf A. Widder, Düsseldorf
09.40 - 09.45 am		Discussion
09.45 - 10.00 am	1.6	KEY NOTE LECTURE Who needs a prophylactic laser iridotomy (LPI)? Paul Foster, London
10.00 - 10.45 am		Break – Visit to the industrial exhibition

These lectures are included in the day pass (corresponding to the day) / permanent pass and does not have to be booked separately.

Live-Streaming of the main lectures

Main lectures

Simultaneous interpreting (German/English)

10.45 - 11.30 am



Lecture hall Tokio

2. Main Session

GLAUCOM – CONTINUATION

Chair: *Thomas S. Dietlein, Köln · Thomas Klink, München*

10.45 - 10.55 am **2.1** **Intraocular drug delivery systems in glaucoma - what's on the market?**

Constance Weber, Bonn

10.55 - 11.00 am

Discussion

11.00 - 11.15 am

2.2

CURRENT CONTROVERSY

Cataract surgery for medically controlled glaucoma:

„Cataract surgery alone is sufficient“

Karin Pillunat, Dresden (5 min.)

„Cataract surgery always combined with chamber angle surgery“

Karsten Klabe, Düsseldorf (5 min.)

Discussion (5 min.)

11.15 - 11.30 am

2.3

CURRENT CONTROVERSY

Drainage implant and suprachoroidal implant:

„The suprachoroidal implant is better than drainage implant“

Peter Szurman, Sulzbach/Saar (5 min.)

„The suprachoroidal implant is better than drainage implant“

Karl Mercieca, Bonn (5 min.)

Discussion (5 min.)

11.30 am - 12.30 pm

Break – Visit to the industrial exhibition

These lectures are included in the day pass (corresponding to the day) / permanent pass and does not have to be booked separately.

 [Live-Streaming of the main lectures](#)

Main lectures

Simultaneous interpreting (German/English)

12.30 - 02.00 pm



Lecture hall Tokio

3. Main Session

CATARACT SURGERY

Chair: *Peter Hoffmann, Castrop-Rauxel · Rupert M. Menapace, Wien*

12.30 - 12.40 pm	3.1	Which intraocular lens for which eye in which patient? Thomas Kohnen, Frankfurt
12.40 - 12.45 pm		Discussion
12.45 - 12.55 pm	3.2	Drug prophylaxis and therapy of cataract: Current status and future perspectives Barbara Krystyna Pierscionek, Cambridge
12.55 - 01.00 pm		Discussion
01.00 - 01.10 pm	3.3	Accommodating intraocular lens - current status Timo Eppig, Homburg
01.10 - 01.15 pm		Discussion
01.15 - 01.25 pm	3.4	Autorefractometry with mono- and multifocal artificial lenses - what are the problems? What problems are there, how can they be avoided? Arne Ohlendorf, Tübingen
01.25 - 01.30 pm		Discussion
01.30 - 01.40 pm		Binocular summation and monovision: seeing better with two eyes! Johannes Weisensee, Gerolzhofen
01.40 - 01.45 pm		Discussion
01.45 - 01.55 pm	3.5	KEY NOTE LECTURE What causes endothelial trauma during cataract surgery and how can it be avoided? Claus Cursiefen, Köln
01.55 - 02.00 pm		Discussion
02.00 - 02.45 pm		Break – Visit to the industrial exhibition

These lectures are included in the day pass (corresponding to the day) / permanent pass and does not have to be booked separately.

 Live-Streaming of the main lectures

Main lectures

Simultaneous interpreting (German/English)

02.45 - 04.15 pm



Lecture hall Tokio

4. Main Session

CATARACT SURGERY – CONTINUATION

Chair: Christopher Wirbelauer, Berlin · Katrin Gekeler, Stuttgart

02.45 - 02.55 pm	4.1	<p>Mix & Match: EDOF with trifocal lenses Christina Leydolt, Wien</p>
02.55 - 03.00 pm		Discussion
03.00 - 03.10 pm	4.2	<p>When is the right time for cataract surgery? Objectification of the indication for cataract surgery Peter Hoffmann, Castrop-Rauxel</p>
03.10 - 03.15 pm		Discussion
03.15 - 03.30 pm	4.3	<p>CURRENT CONTROVERSY</p> <p>Do AMD patients benefit from multifocal lenses?</p> <p>Yes Hakan Kaymak, Düsseldorf (5 min.)</p> <p>No Katrin Gekeler, Stuttgart (5 min.)</p> <p>Discussion (5 min.)</p>
03.30 - 03.50 pm	4.4	<p>RAPID FIRE</p> <p>What to do in the following situations during cataract surgery?</p> <ul style="list-style-type: none"> - Corneal Opacity - Intumescent Lens - Small pupil and /or IFIS - Extremely hard nucleus - IOL after capsule rupture - Extensive zonular loss - Dropped Nucleus - FED / endothelial protection - Post phakic IOL <p>Karsten Klabe, Düsseldorf · Jörg Koch, Münster</p>
03.50 - 04.15 pm	4.5	<p>Roundtable Discussion Cataract Surgery</p> <p>Lens options in the absence of capsular support: Yamane / Carlevalle / Canebrava / Artisan</p> <p>Moderation: Peter Szurman, Sulzbach Participants: Claudette Abela-Formanek, Wien · Lyubomyr Lytvynchuk, Gießen · Arne Viestenz, Halle · Christopher Wirbelauer, Berlin</p>
04.15 - 05.00 pm		Break – Visit to the industrial exhibition

These lectures are included in the day pass (corresponding to the day) / permanent pass and does not have to be booked separately.

 Live-Streaming of the main lectures

Main lectures

Simultaneous interpreting (German/English)

05.00 - 06.30 pm



Lecture hall Tokio

5. VIDEO LIVE SURGERY

VIDEO LIVE SURGERY

Chair: *Christos Haritoglou, München · Lyubomyr Lytvynchuk, Gießen · Gábor B. Scharioth, Recklinghausen*

Video Live Surgery means: filmed “live” in the operating theater and commented on “live” by the surgeon. Video Live Surgery also allows the surgeon to demonstrate difficult surgical procedures and manage interoperative complications in a familiar environment.

Ophthalmic Surgery demonstrates techniques from the following areas:

Cataract surgery

Retinal/vitreous surgery

Corneal surgery

- | | | |
|------------------|------------|---|
| 05.00 - 05.22 pm | 5.1 | CAIRS – a paradigm shift in the management of corneal ectasia
Gunn David, Woolloongabba (Australien) |
| 05.22 - 05.44 pm | 5.2 | Intraoperative angiography
Mishev Lukan, Sofia (Bulgarien) |
| 05.44 - 06.06 pm | 5.3 | Deep lateral wall orbital decompression
Lysenko Ganna, Stuttgart |
| 06.06 - 06.30 pm | 5.4 | Femto-Cat surgery with monofocal plus IOL and anti-astigmatic keratotomies using femtosecond laser
Mirshahi Alireza, Bonn |

These lectures are included in the day pass (corresponding to the day) / permanent pass and does not have to be booked separately.



Live-Streaming of the main lectures

FORUM

02.30 - 04.00 pm

Lecture hall St. Petersburg

F 1

FORUM EYE SURGERY IN DEVELOPING COUNTRIES: “OPEN GLAUCOMA MANAGEMENT IN LOW- AND MIDDLE INCOME SETTINGS“

Chair: *Rudolf F. Guthoff, Rostock · Raimund Balmes, Ahlen*

02.30 - 02.45 pm

KEY NOTE LECTURE

25 years of eye surgery in Africa – my experiences

Irmela Erdmann, Hamburg

02.45 - 02.55 pm

Glaucoma in SSA public health aspects

Ute Dibb, Freiburg

02.55 - 03.05 pm

**Glaucoma in Africa: the role of trabeculectomy has anything
change in the last decades?**

Adrian Hopkins, Gravesend

03.05 - 03.15 pm

Special features in the treatment of Central African glaucoma

Paul-Rolf Preussner, Mainz

03.15 - 03.25 pm

**Selective Laser Trabeculoplasty: A Viable Solution for
Low- and Middle-Income Settings?**

Heiko Philippin, Freiburg

03.25 - 03.35 pm

**Management of congenital glaucoma in Europe and in Sub
Sahara Africa**

Alexander K. Schuster, Mainz

03.35 - 04.00 pm

round table discussion

The forum is free of charge and does not have to be booked!
However, booking a day / permanent pass is a prerequisite!

09.00 - 11.00 am



Wetlab Room 3

D-KAT 1
**BEST IN CLASS APPLICATION OF YAG LASER TECHNOLOGY –
 „KNOWING YOUR TOOLS“ (DRYLAB IS PRESENTED IN ENGLISH)**
Moderation: *Karl Brasse, Eibergen (Niederlande)*

- | | | |
|------------------|------------|--|
| 09.00 - 09.15 am | 1.1 | Theoretical aspects: Get to know technical details of your laser / Plasma formation, micro-cavitation laser cavity etc / Observation, illumination, targeting and treatment beam / Off and on Axis (coaxial) illumination
Asem Hizzani, Vreden |
| 09.15 - 09.20 am | | Discussion |
| 09.20 - 09.35 am | 1.2 | Practical aspects: Patient positioning, head stability to avoid a moving target / Essential check ups before laser treatment / Contact Lenses – Why and Which and how to keep them in perfect shape
Karl Brasse, Eibergen (Niederlande) |
| 09.35 - 09.40 am | | Discussion |
| 09.40 - 10.40 am | 1.3 | Hands on laser surgery: Target alignment, anterior and posterior offset, anterior and posterior offset / Practical laser exercise with Teflon target plates and Intraocular Lenses
Karl Brasse, Eibergen (Niederlande) |
| 10.40 - 10.55 am | 1.4 | Safety aspects: Avoiding IOL pits and drills, capsular floaters, ocular pressure spikes / A coursebook will be provided
Karl Brasse, Eibergen (Niederlande) |
| 10.55 - 11.00 am | | Discussion |

Cataract surgery and complication management are trained intensively using the EyeSi Surgical eye surgery simulator. You will learn the procedure of surgery and practice capsulorhexis, phacoemulsification technique, cortical clean-up, intraocular lens implantation, etc. Special situations such as capsulorhexis under vision-blue for mature cataracts, procedures for anterior capsule tears or posterior capsule ruptures and other complications are also demonstrated and practiced on the simulator. Experienced colleagues who familiar with surgery and the system will give you tips and help you to improve your individual surgical skills.

Participation fee: 170,- € (until 04/01/2025) / 180,- € (from 04/02/2025)*

* Booking a day / permanent pass is also a prerequisite!

* **Punctual attendance at the beginning of the Drylabs is requested. If the participant is not in the corresponding course room within 10 minutes after the start of the course, the participant's right to participate in the course is forfeited. A legal claim to participation or a subsequent admission to the corresponding room or to reduction or refund of participation fees as well as further assertion of claims is excluded, since the punctual presence is a prerequisite for the regulated course sequence, preparation or introduction, etc. and mediation of the planned course contents with the respective practical exercises.**

Friday
May 16th 2025



Main lectures

Simultaneous interpreting (German/English)

08.00 - 09.45 am



Lecture hall Tokio

6. Video Live Surgery Festival

VIDEO LIVE SURGERY FESTIVAL

Moderation: *Susanne Binder, Wien · Silvia Bopp, Bremen · Rupert M. Menapace, Wien*

Video Live Surgery means: filmed „live“ in the operating theater and commented on „live“ by the surgeons. Video Live Surgery also allows the surgeon to demonstrate difficult surgical procedures and manage intraoperative complications in familiar environment.

The Video Live Surgery Festival was recorded at the Herzog Carl Theodor Eye Clinic in Munich.

Ophthalmic surgeons demonstrate techniques from the following fields:

Cataract surgery

Retinal- / vitreous surgery

08.00 - 08.21 am	6.1	Lacrimal duct surgery (OP after Toti) Ulrich C. Schaller, München
08.21 - 08.42 am	6.2	Eyelid surgery probably ptosis/brow lift Ortrun Gündisch, München
08.42 - 09.03 am	6.3	HH (DMEK/DSEAK) Martin Grüterich, München
09.03 - 09.24 am	6.4	Glaucoma surgery Thomas Klink, München
09.24 - 09.45 am	6.5	Macular surgery (gliosis, macular foramen +/- cat, optic disc pit) Christos Haritoglou, München

The video live surgery is included in the day pass (corresponding to the day) / permanent pass and does not have to be booked separately.



Live-Streaming of the main lectures

09.45 - 11.45 am



Lecture hall Tokio

7. Main Session

GENERAL SESSION HALL OF FAME AND HONOR LECTURES

Moderation: *Susanne Binder, Wien · Michael C. Knorz, Mannheim · Peter Hoffmann, Castrop-Rauxel · Armin Scharrer, Nürnberg*

09.45 - 09.50 am	7.1	Greetings from the President Armin Scharrer, Nürnberg
09.50 - 10.10 am	7.2	DOC: 2025 Honors Introduction into the Ophthalmology Hall of Fame Germany
10.10 - 10.15 am	7.3	DOC-Research award Claus Cursiefen, Köln
10.15 - 10.20 am	7.4	DOC Award for outstanding achievements in further education and training Frank Wilhelm, Greifswald
10.20 - 10.25 am	7.5	Award for Best EPoster
10.25 - 10.40 am	7.6	DOC Lecture New perspectives in the treatment of age-related macular degeneration Frank G. Holz, Bonn
10.40 - 10.45 am		Discussion
10.45 - 11.00 am	7.7	DOC Innovators Lecture (Albrecht von Grafe Lecture) Why we need a new tamponade strategy in ablation surgery- Translational research on hydrogel vitreous replacement Peter Szurman, Sulzbach Saar
11.00 - 11.05 am		Discussion
11.05 - 11.20 am	7.8	DOC Ridley Lecture CAIR-a paradigm shift in the management of corneal ectasia David Gun, Woolloongabba (Australia)
11.20 - 11.25 am		Discussion
11.25 - 11.40 am	7.9	Richard P. Kratz Lecture The lens equatorial plane: a new concept for refractive cataract surgery Peter Hoffmann, Castrop-Rauxel
11.40 - 11.45 am		Discussion
11.45 am - 01.00 pm		Break – visit to the industry exhibition

The General Session does not have to be booked, every participant receives access



Live-Streaming of the main lectures

Main lectures

Simultaneous interpreting (German/English)

01.00 - 02.00 pm



Lecture hall Tokio

8. Main Session

CORNEAL SURGERY

Chair: *Björn Bachmann, Köln · Berthold Seitz, Homburg/Saar*

01.00 - 01.10 pm	8.1	Modern stage-appropriate treatment of keratoconus - do we still need keratoplasty at all? Stefan Johann Lang, Brandenburg
01.10 - 01.15 pm		Discussion
01.15 - 01.25 pm	8.2	Stage-appropriate treatment of corneal dystrophies depending on the current IC3D classification Tim Berger, Homburg
01.25 - 01.30 pm		Discussion
01.30 - 01.40 pm	8.3	Therapeutic excimer laser for corneal degeneration and corneal dystrophies - when does it make sense, when not? Berthold Seitz, Homburg/Saar
01.40 - 01.45 pm		Discussion
01.45 - 02.00 pm	8.4	CURRENT CONTROVERSY Penetrating KPL and cataract - simultaneous or sequential surgery? Simultaneous Björn Bachmann, Köln (5 min.) Sequential Philip Maier, Freiburg (5 min.) Discussion (5 min.)
02.00 - 02.30 pm		Break – Visit to the industrial exhibition

These lectures are included in the day pass (corresponding to the day) / permanent pass and does not have to be booked separately.

Live-Streaming of the main lectures

Main lectures

Simultaneous interpreting (German/English)

02.30 - 04.00 pm



Lecture hall Tokio

9. Refractive Surgery

REFRACTIVE SURGERY

Chair: *Wolfgang Herrmann, Regensburg · Anne Hunold, Aachen*

02.30 - 02.40 pm	9.1	Laser lenticle extraction: current status Sri Ganesh, Karnataka (Indien) Discussion
02.40 - 02.45 pm		
02.45 - 02.55 pm	9.2	Are phakic IOLs gaining importance? Thomas Kohnen, Frankfurt Discussion
02.55 - 03.00 pm		
03.00 - 03.10 pm	9.3	Multifocal, EDOF, Monofokal plus Gerd U. Auffarth, Heidelberg Discussion
03.10 - 03.15 pm		
03.15 - 03.30 pm	9.4	RAPID FIRE - Hyperopia (+6 dpt), 35 years, anterior chamber depth 2.5 mm - Myopia (-3 dpt), 20 years, corneal thickness 460 µm - Myopia (-5 dpt), 25 years, pupil 8 mm, corneal thickness 510 µm - Presbyopia, 55 years, with emmetropia - Hyperopia (+2 dpt), 48 years, reading glasses do not interfere Wolfgang J. Mayer, Innsbruck · Wolfgang Herrmann, Regensburg
03.30 - 03.45 pm	9.5	Pros and cons Laser Laser versus phakic IOL: Suphi Taneri, Münster (5 min.) Phakic IOL: Thomas Kohnen, Frankfurt (5 min.) Discussion (5 min.)
03.45 - 04.00 pm	9.6	Refractive surgery round table Trifocal IOL versus EDOF Moderation: Anne Hunold, Aachen Participants: Gerd Auffarth, Heidelberg · Joern S. Joergensen, Hamburg · Anja Liekfeld, Potsdam · Michael C. Knorz, Mannheim
<hr/>		
04.00 - 04.30 pm		Break – Visit to the industrial exhibition

These lectures are included in the day pass (corresponding to the day) / permanent pass and does not have to be booked separately.

 Live-Streaming of the main lectures

Main lectures

Simultaneous interpreting (German/English)

04.30 - 05.15 pm



Lecture hall Tokio

10. Main Session

REFRACTIVE SURGERY CONTINUATION

Chair: *Gerd U. Auffarth, Heidelberg · Michael C. Knorz, Mannheim*

04.30 - 04.40 pm	10.1	When to choose LASIK, when to choose KLEX: How do I explain this to my patients? Victor Derhartunian, Wien
04.40 - 04.45 pm		Discussion
04.45 - 04.55 pm	10.2	Multifocal lenses after refractive surgery Michael C. Knorz, Mannheim
04.55 - 05.00 pm		Discussion
05.00 - 05.10 pm	10.3	Post-correction after implantation of toric IOLs: Rotation? Laser? Add-on? Catharina Latz, Berlin
05.10 - 05.15 pm		Discussion

These lectures are included in the day pass (corresponding to the day) / permanent pass and does not have to be booked separately.

 [Live-Streaming of the main lectures](#)

Main lectures

Simultaneous interpreting (German/English)

05.15 - 06.30 pm



Lecture hall Tokio

11. Main Session

REFRACTIVE SURGERY – CONTINUATION: SHARK TANK

Moderation: *Gerd Auffarth, Heidelberg · Michael C. Knorz, Mannheim*

Panel: *Susanne Binder, Wien · Burkhard Dick, Bochum · Nicole Eter, Münster · Anja Liekfeld, Potsdam*

05.15 - 05.21 pm	11.1	Rx-a handheld femtosecond laser for cataract surgery Florent Deloison, Pessac (Frankreich)
05.21 - 05.25 pm		Discussion
05.25 - 05.31 pm	11.2	EyeDura: a drop that lasts a week Michael C. Knorz, Mannheim
05.31 - 05.35 pm		Discussion
05.35 - 05.41 pm	11.3	Eyemate – the implantable pressure sensor Peter Szurman, Sulzbach/Saar
05.41 - 05.45 pm		Discussion
05.45 - 05.51 pm	11.4	LipoMeth – Intravitreal, liposomal methotrexate for sustained drug release Philipp Uhl, Heidelberg
05.51 - 05.55 pm		Discussion
05.55 - 06.01 pm	11.5	Advances on presbyopia compensation with autofocus spectacle lenses Bruno Berge, Villeurbanne (Frankreich)
06.01 - 06.05 pm		Discussion
06.05 - 06.11 pm	11.6	Treatment of Meibomian gland dysfunction using direct current discharge Limin Wang, Beijing (China)
06.11 - 06.15 pm		Discussion
06.15 - 06.21 pm	11.7	Eyetracking based AI solution for myopia control Ran Yam, Airport City (Israel)
06.21 - 06.30 pm		Discussion

Innovative products are presented and discussed, offer with the DOC the products of success.

These lectures are included in the day pass (corresponding to the day) / permanent pass and does not have to be booked separately.

 [Live-Streaming of the main lectures](#)

Saturday
May 17th 2025



Main lectures

Simultaneous interpreting (German/English)

08.30 - 10.20 am



Lecture hall Tokio

12. Main Session

RETINA

Chair: *Susanne Binder, Wien · Silvia Bopp, Bremen*

08.30 - 08.40 am	12.1	Myopia on the rise – what can we do about it? Anja Eckstein, Essen
08.40 - 08.45 am		Discussion
08.45 - 08.55 am	12.2	How does cataract surgery affect the vitreous body (before and after the age of 50)? Susanne Binder, Wien
08.55 - 09.00 am		Discussion
09.00 - 09.10 am	12.3	Secondary IOL treatment for luxated lenses: Today's favorites Silvia Bopp, Bremen
09.10 - 09.15 am		Discussion
09.15 - 09.25 am	12.4	Maculopathy with pitted papilla: Surgical options Joachim Wachtlin, Berlin
09.25 - 09.30 am		Discussion
09.30 - 09.40 am	12.5	Future of retinologically innovative medical devices (PFAS) in times of political and legal restrict Hans Hoerauf, Göttingen
09.40 - 09.45 am		Discussion
09.45 - 09.55 am	12.6	The eye as a window of systemic diseases: Role of modern imaging and AI Sandrine Zweifel, Zürich
09.55 - 10.00 am		Discussion
10.00 - 10.05 am	12.7	DOC Retina Science Prize Laudation and presentation of the DOC Retina Science Award Susanne Binder, Wien · Silvia Bopp, Bremen
10.05 - 10.20 am	12.8	KEY NOTE LECTURE Home monitoring and Long Acting Treatments: A new era in nAMD management Anat Loewenstein, Tel Aviv (Israel)
10.20 - 11.15 am		Break – Visit to the industrial exhibition

These lectures are included in the day pass (corresponding to the day) / permanent pass and does not have to be booked separately.

 Live-Streaming of the main lectures

Main lectures

Simultaneous interpreting (German/English)

11.15 am - 12.20 pm



Lecture hall Tokio

13. Main Session

RETINA – CONTINUATION

Chair: Hansjürgen Agostini, Freiburg · Sandrine Zweifel, Zürich

		CURRENT CONTROVERSIES
11.15 - 11.30 am	13.1	<p>The primary therapy of postoperative endophthalmitis: “Vitreotomy with antibiotics is the best!” Karl-Ulrich Bartz-Schmidt, Tübingen (5 min.) “Intravitreal antibiotics are sufficient!” Heinrich Heimann, Liverpool Discussion (5 min.)</p>
11.30 - 11.35 am	13.2	<p>MEYER-SCHWICKERATH Lecture Laudation and award ceremony Hansjürgen Agostini, Freiburg · Sandrine Zweifel, Zürich</p>
11.35 - 11.50 am	13.5	<p>MEYER-SCHWICKERATH Lecture MEYER-SCHWICKERATH Lecture: Ophthalmic Oncology – from Meyer-Schwickerath to today – an update Norbert Bornfeld, Düsseldorf</p>
11.50 am - 12.20 pm	13.6	<p>ROUND TABLE DISCUSSION Dry AMD – what to do? Moderation: Jakob Siedlecki, München Participants: Hansjürgen Agostini, Freiburg Maximilian Schultheiß, München Mathias Maier, München Boris Stanzel, Sulzbach</p>
12.20 - 01.30 pm		Break – Visit to the industrial exhibition

These lectures are included in the day pass (corresponding to the day) / permanent pass and does not have to be booked separately.

Live-Streaming of the main lectures

Main lectures

Simultaneous interpreting (German/English)

01.30 - 01.40 pm



Lecture hall Tokio

14. Main Session

LID/ORBITA

Chair: *Christoph Hintschich, München · Karl-Heinz Emmerich, Darmstadt*

- | | | |
|------------------|-------------|---|
| 01.30 - 01.40 pm | 14.1 | Minimally invasive lacrimal duct surgery in adults - it's the details that matter
Jens Heichel, Halle |
| 01.40 - 01.45 pm | | Discussion |
| 01.45 - 01.55 pm | 14.2 | For optimal results in eyelid surgery - what counts before and after the operation
Anna Schuh, München |
| 01.55 - 02.00 pm | | Discussion |
| 02.00 - 02.10 pm | 14.3 | Quality of life in endocrine orbitopathy: a central aspect for patients and ophthalmoplastic surgery
Katharina Ponto, Mainz |
| 02.10 - 02.15 pm | | Discussion |
| 02.15 - 02.30 pm | 14.4 | KEY NOTE LECTURE
Medical treatment of thyroid eye disease: triumphs and failures
Petros Perros, Newcastle (Great Britain) |

These lectures are included in the day pass (corresponding to the day) / permanent pass and does not have to be booked separately.

 Live-Streaming of the main lectures

Main lectures

Simultaneous interpreting (German/English)

02.30 pm - 04.00 pm



Lecture hall Tokio

15. Main Session

COMPLICATION MANAGEMENT IN CATARACT SURGERY: INTERACTIVE VIDEO CONSULTATION WITH PANEL AND AUDIENCE DISCUSSION

Moderation: *Daniel Mojon, Zürich · Nicola Vandemeulebroecke, Düsseldorf*

Panel: *Kathrain Krepler, Wien · Siegfried G. Priglinger, München · Gabor B. Scharioth, Recklinghausen*

The aim of this video session is to show how complications in cataract surgery can be avoided or managed if they occur. The videos will be commented on by the panel members and the auditorium.

These lectures are included in the day pass (corresponding to the day) / permanent pass and does not have to be booked separately.

 [Live-Streaming of the main lectures](#)

Industry



PLATIN SPONSOREN



Alcon Deutschland GmbH

Johnson&Johnson

**Johnson & Johnson Vision /
AMO Germany GmbH**



Roche Pharma AG

GOLD SPONSOREN**AbbVie Deutschland GmbH & Co. KG****Bayer Vital GmbH**

GLAUKOS[®]
TRANSFORMING VISION

Glaukos Germany GmbH

OUTLOOK
THERAPEUTICS

Outlook Therapeutics Inc

SCHWIND
eye-tech-solutions

SCHWIND eye-tech-solutions GmbH

SILBER SPONSOREN



1stQ Deutschland GmbH



Alimera Sciences Ophthalmologie GmbH



Bausch & Lomb GmbH



Hanita Lenses GmbH



HOYA Surgical Optics GmbH



HumanOptics Holding AG



Novartis Pharma GmbH

SILBER SPONSOREN**OCULUS Optikgeräte GmbH****Rayner Surgical GmbH****Teleon Surgical Vertriebs GmbH****VSY Biotechnology GmbH****Zieler Ophthalmology (DE) GmbH**

During the conference, visitors are invited to enjoy a comprehensive industry exhibition with exhibits and information material from medical technology and pharmacy in Hall 7a.

Opening hours of the industrial exhibition:

Thursday,	May 15 th 2025	09.00 am - 05.30 pm
Friday,	May 16 th 2025	09.00 am - 05.30 pm
Saturday,	May 17 th 2025	09.00 am - 03.30 pm

In accordance with the recommendations of the German Medical Association as well as the Association of Scientific Medical Societies, industry support is disclosed below. The companies listed below participate in the Congress in the exchange of services as follows.

The funds provided will not be used for fringe and entertainment programs, etc.

In particular, it is pointed out that named companies have no influence on procurement channels or pricing.

Company	goods and services	Total (net price)
1stQ Deutschland GmbH	Exhibition booth; Advertisement; Advertising space; eBlast; Booth Lectures	€ 59,370.20
A.R.C. Laser GmbH	Exhibition booth	€ 31,132.00
a1 medical GmbH	Exhibition booth	€ 4,530.20
AbbVie Deutschland GmbH & Co. KG	Exhibition booth; Booth Lectures; Advertisement; Advertising space	€ 58,235.00
ABF-Apotheke Apothekerin Eva Schreier e.K.	Exhibition booth	€ 4,604.00
AIVIMED GmbH Medizinische Optik	Exhibition booth	€ 6,675.60
Alcon Deutschland GmbH	Exhibition booth; Satellite symposium; Advertising space	€ 112,064.00
Alimera Sciences Ophthalmologie GmbH	Exhibition booth; Satellite Symposium; Advertisement; eBlast	€ 25,733.20
ALPHA EYES GmbH	Exhibition booth	€ 3,806.40
APODIS Medical GmbH	Exhibition booth	€ 2,826.80
Apotheken- und Ärzte-Abrechnungszentrum Dr. Güldener GmbH	Exhibition booth	€ 2,826.80
Architekten und Ingenieure Kaufmann und Schneider	Exhibition booth	€ 2,826.80
ARTEMIS Augenkliniken GmbH	Exhibition booth	€ 7,204.80
AST VisionCare GmbH	Exhibition booth	€ 5,609.60
Astellas Pharma GmbH	Exhibition booth; Advertisement	€ 6,253.60
Bausch & Lomb GmbH	Exhibition booth; Advertising space	€ 69,282.00
Bayer Vital GmbH	Exhibition booth; Satellite Symposium; Supplement; Display; Advertisement; Advertising space	€ 75,798.20
Beaver-Visitec International Sales Ltd.	Exhibition booth; Booth lecture	€ 31,588.80
BergApotheke	Exhibition booth	€ 13,334.00
Biermann Verlag GmbH	Exhibition booth	€ 4,578.00
Bildsysteme HORN	Exhibition booth	€ 4,166.20
biocon Medizintechnik GmbH	Exhibition booth	€ 5,453.60
Biotech Healthcare Germany GmbH	Exhibition booth; Early-Bird-Symposium	€ 13,062.40
Block Optic Design GmbH	Exhibition booth	€ 11,327.00
bon Optic Vertriebsgesellschaft mbH	Exhibition booth	€ 27,286.60
BRUMABA GmbH & Co. KG	Exhibition booth	€ 12,020.60
Ciliatech SAS	Exhibition booth	€ 8,080.40
deepeye Medical	Exhibition booth	€ 2,826.80
Dieter Mann GmbH	Exhibition booth; Advertisement	€ 22,639.00

Industry support

Company	goods and services	Total (net price)
Doctolib GmbH	Exhibition booth	€ 5,531.60
Duria eG	Exhibition booth	€ 8,288.40
ebiga-VISION GmbH	Exhibition booth	€ 8,080.40
Entod Research Cell UK Ltd.	Exhibition booth	€ 2,826.80
ergoplan concept, Ingenieurbüro für Klinik, OP und Praxis	Exhibition booth	€ 5,661.60
Espanj GmbH	Exhibition booth	€ 2,826.80
eye concept GmbH	Exhibition booth	€ 19,783.60
EyeNovation Surgical GmbH	Exhibition booth	€ 6,897.00
Eyeteq GmbH	Exhibition booth	€ 26,728.00
EyeYon	Exhibition booth	€ 2,826.60
FCI S.A.S.	Exhibition booth	€ 5,453.60
FIDUS - Arztservice Wente GmbH	Exhibition booth	€ 10,967.20
Focus Laser AG	Exhibition booth	€ 2,826.80
Franz Kuschel Inh. Tobias Kuschel	Exhibition booth	€ 6,745.20
Fritz Ruck Ophthalmologische Systeme GmbH	Exhibition booth; Digital exhibition booth	€ 5,230.20
Geuder AG	Exhibition booth	€ 31,574.00
Glaukos Germany GmbH	Exhibition booth; digital exhibition page; Satellite symposium; Advertisement; eBlast; Advertising space	€ 45,280.60
GVBM mbH	Exhibition booth; digital exhibition page	€ 3,682.80
Haag-Streit Deutschland GmbH	Exhibition booth	€ 36,556.00
Hanita Lenses GmbH	Exhibition booth; Satellite Symposium; Booth Lectures	€ 28,386.00
Heidelberg Engineering GmbH	Exhibition booth, Satellite Symposium	€ 35,794.80
HOYA Lens Deutschland GmbH	Exhibition booth	€ 5,453.60
HOYA Surgical Optics GmbH	Exhibition booth; Advertisement; Advertising space	€ 50,902.00
HumanOptics Holding AG	Exhibition booth; Booth Lecture; eBlast; Advertisement; Follow Up Mailing	€ 42,776.80
humanvision ag	Exhibition booth	€ 4,056.40
i.com medical GmbH	Exhibition booth	€ 5,453.60
ifa systems AG	Exhibition booth	€ 9,034.00
IKONION Digitale Medien GmbH	Exhibition booth	€ 4,734.00
INNOFORCE Est.	Exhibition booth	€ 2,904.80
INVITALIS GmbH	Exhibition booth	€ 2,826.80
IRIDEX Europe GmbH	Exhibition booth	€ 4,682.00
iRIS EYE GmbH	Exhibition booth	€ 19,185.60
iSTAR Medical	Exhibition booth	€ 5,479.60
Johnson & Johnson Vision / AMO Germany GmbH	Exhibition booth; Satellite Symposium; Advertising space; Advertisement; Supplement	€ 101,616.00
Kaffka.	Exhibition booth	€ 5,453.60
KMT GASES	Exhibition booth	€ 2,852.80

Company	goods and services	Total (net price)
Kowa Medical Care Europe GmbH	Exhibition booth	€ 10,759.20
Liko Med GmbH	Exhibition booth	€ 12,916.40
Lohmann & Rauscher GmbH & Co. KG	Exhibition booth	€ 5,531.60
LumiThera, Inc.	Exhibition booth	€ 10,759.20
MacuShield® Alliance Pharmaceuticals GmbH	Exhibition booth	€ 2,862.80
Medana GmbH	Exhibition booth	€38,288.60
Mediconsult	Exhibition booth	€ 9,206.00
Medizinprodukte-Ophtha & Technologie, Dieter Pietrus e.K.	Exhibition booth	€ 8,956.00
medways e.V. Gemeinschaftsstand	Exhibition booth	€ 32,068.20
med_tec Medizintechnik Vertriebs-GmbH	Exhibition booth	€ 6,923.00
MELAG Medizintechnik GmbH & Co. KG	Exhibition booth	€ 5,453.60
MEyeTech GmbH	Exhibition booth	€ 12,055.00
Nordmed Medical Produkte GmbH	Exhibition booth	€ 7,516.80
Nordset GmbH & Co. KG	Exhibition booth	€ 14,495.60
Normeditec GmbH	Exhibition booth	€ 2,826.80
Novartis Pharma GmbH	Exhibition booth, Advertising space	€ 39,279.00
NUMERAS GmbH	Exhibition booth	€ 4,828.00
Ober Scharer Gruppe GmbH	Exhibition booth	€ 13,334.00
OCULUS Optikgeräte GmbH	Exhibition booth; Satellite Symposium; Advertisement	€ 59,970.40
OD-OS GmbH - Navilas®	Exhibition booth	€ 8,132.40
Oertli Ophthalmic Deutschland GmbH	Exhibition booth	€ 49,759.60
Oftas Srl	Exhibition booth	€ 4,140.20
Olympia Apotheke Inh. Johanna Gemenetzi	Exhibition booth; digital exhibition page	€ 6,153.60
Olympia Apotheke Wolfsburg	Exhibition booth; digital exhibition page	€ 6,179.60
OmniVision GmbH	Exhibition booth	€ 19,979.00
Ophtec GmbH	Exhibition booth	€ 13,464.00
Ophthalmic Design GmbH	Exhibition booth	€ 6,871.00
Ophthalmo-pro GmbH	Exhibition booth; Roll-Ups	€ 18,220.80
Optic-Handel Fragstein	Exhibition booth	€ 13,412.00
Optos	Exhibition booth	€ 21,292.40
orgoplan med@/opTEAMA IT GmbH	Exhibition booth	€ 10,785.20
Outlook Therapeutics Inc	Exhibition booth; digital exhibition page; Satellite symposium; Advertisement; eBlast; Advertising space; Display	€ 33,456.00
PAUL HARTMANN AG	Exhibition booth; Digital exhibition booth; Advertising space; Advertisement	€ 14,586.00
pfm medical gmbH	Exhibition booth	€ 4,578.00
Pharma Stulln GmbH	Exhibition booth	€ 5,453.60
Pharmaselect Deutschland GmbH	Exhibition booth	€ 2,826.80
Pisces Eye Instruments Company	Exhibition booth	€ 3,242.80

Industry support

Company	goods and services	Total (net price)
Plusoptix GmbH	Exhibition booth	€ 2,852.80
Polytech Domilens GmbH	Exhibition booth	€ 38,665.20
PVS HAG GmbH	Exhibition booth	€ 4,140.20
PVS Reiss GmbH	Exhibition booth	€ 2,826.80
Rayner Surgical GmbH	Exhibition booth; Satellite Symposium; eBlast	€ 42,844.80
Reichert GmbH - Buchhandlung für Medizin	Exhibition booth	€ 3,264.60
RetInSight GmbH	Exhibition booth	€ 4,140.20
Roche Pharma AG	Exhibition booth; Satellite Symposium; Advertisement; Advertising space; eBlast; Follow Up Mailing	€ 165,230.00
Samedi GmbH	Exhibition booth	€ 2,826.80
Samsara Vision Inc.	Exhibition booth	€ 2,826.80
Sandoz / Hexal	Exhibition booth; Satellite Symposium	€ 13,826.80
Santen GmbH	Exhibition booth	€ 15,575.00
Schairer Ophthal-Technik	Exhibition booth	€ 11,816.80
Schneider Optoshop GmbH & Co. KG	Exhibition booth	€ 6,845.00
SCHWIND eye-tech-solutions GmbH	Exhibition booth; Advertisement; Advertising space	€ 47,441.20
Sight Sciences, Inc.	Exhibition booth	€ 10,759.20
SJJ Solutions B.V.	Exhibition booth	€ 5,583.60
STAAR Surgical AG Niederlassung Deutschland	Exhibition booth; Satellite Symposium	€ 50,680.00
STADAPHARM GmbH	Exhibition booth	€ 3,702.40
Sun Pharmaceutical Industries Europe B.V.	Exhibition booth; Booth Lecture	€ 7,453.60
Synmedico GmbH	Exhibition booth	€ 5,453.60
Teleon Surgical Vertriebs GmbH	Exhibition booth; Digital exhibition booth; Advertisement; Display; Advertising space	€ 61,917.20
Théa Pharma GmbH	Exhibition booth	€ 13,360.00
Topcon Europe Medical B.V. German Branch	Exhibition booth; digital exhibition page; advertisement; Booth Lecture	€ 28,866.80
Tracey Technologies by MedEquip bvba	Exhibition booth	€ 3,858.40
TRB Chemedica AG	Exhibition booth	€ 8,158.40
Trusetal Verbandstoffwerk GmbH	Exhibition booth	€ 5,635.60
UFSK-International OSYS GmbH	Exhibition booth	€ 28,297.20
Ulrich Zuhner KG	Exhibition booth	€ 7,017.00
VISUfarma B.V.	Exhibition booth	€ 4,140.20
VSY Biotechnology GmbH	Exhibition booth; Advertising space; Booth Lecture	€ 30,623.00
W20 Medizintechnik AG	Exhibition booth	€ 19,905.20
ZEISS - DORC	Exhibition booth	€ 84,444.80
Ziemer Ophthalmology (DE) GmbH	Exhibition booth; Satellite Symposium; Advertisement	€ 60,062.20

Data status (US): 03/17/2025

Social program / General Notes



DOC

HÜTTENABEND

FRIDAY | MAY 16th 2025 | 7.30 pm



ALMHÜTTEN | FLUGHAFENSTR. 110 | 90411 NÜRNBERG

PRICE: 70,- € / person incl. food, drinks and VAT.

TICKETS: Please note that there will be no tickets available. The admission will be via name list.

TRANSPORTATION: Equipped with sufficient parking spaces in the parking garage P3 (10,- € per vehicle during the event) the approach is made as easy as possible for you. In addition, the subway will take you to the station Flughafen/Airport, from where it is only a few minutes walk to the Almhütten.



General information

Scientific Program

President

Organizer

Venue

Event date

Opening hours

Conference desk

Congress bags

Industrial exhibition

DOC e.V.

Dr. med. A. Scharrer

**MCN Medical Congress Organization Nuremberg GmbH
Neuwieder Str. 9, 90411 Nürnberg, Germany**

Nürnberg Convention Center, NCC Ost, Messezentrum,
90471 Nürnberg

May 15th - 17th 2025

Wednesday, May 14th 2025 03.00 pm - 06.00 pm

Thursday, May 15th 2025 07.30 am - 07.00 pm

Friday, May 16th 2025 07.30 am - 07.00 pm

Saturday, May 17th 2025 07.30 am - 04.30 pm

The congress bags will be handed out at the bag counter in hall 7a!

During the conference, visitors are invited to enjoy a comprehensive industry exhibition with exhibits and information material from the medical technology and pharmaceutical sectors in Hall 7a and in the transition to NCC Ost.

Opening hours

Thursday, May 15th 2025 09.00 am - 05.30 pm

Friday, May 16th 2025 09.00 am - 05.30 pm

Saturday, May 17th 2025 09.00 am - 03.30 pm

BDOC = Bundesverband Deutscher Ophthalmochirurgen e.V.

Registration

Directly to the registration



To the conditions of participation



Online at www.doc-nuernberg.de

A binding registration for the face-to-face event and the digital part is possible at any time using the online registration tool provided by the organizer. Even during the ongoing congress, it is still possible to continue to register online or make additional bookings. In this case, you will receive the passes for the in-person event on site at the conference office.

Access to streaming via the platform is activated for you immediately after booking. You can simply log in to the platform using your known access data.

CONGRESS DOCUMENTS

You have the opportunity to collect your personal documents from the conference office in NCC-Ost on Wednesday, May 14, 2025, from 3.00 p.m. to 6.00 p.m.

All participants who have **already received their documents** (ID cards, course cards) **by mail** can go directly to the lecture halls. The certificate of participation and certificates will be made available after the congress via the participant management portal.

Access to streaming via the platform will be possible from May 12, 2025. All registered persons will receive an email about this.

Participation fees

Participation fees

The booking of a permanent pass / day ticket includes the following program items / documents:

- The main lectures (room Tokyo) and the main lectures for OAP (Sydney hall) on all three days of the congress or, if you book a day pass, on the corresponding day
- The Video Live Surgery on Thursday and the Video Live Surgery Festival on Friday (both in room Tokyo)
- Consilia Diagnosticum, Therapeuticum and Retinologicum
- DOC updates (retina, glaucoma, cataract)
- Forum and the VAR course “Ophthalmology in developing countries”
- The live stream during the congress on the platform (when booking a permanent pass)
- Congress documents
- Ticket for public transportation (Nuremberg, Fürth)
- Lanyard/badge
- Congress program
- Fees received

Fees received
until 01.04.25 from 02.04.25

Permanent pass member BDOC*^A

Physician ³	€ 240,00	€ 270,00
Physician, streaming ticket ²		€ 170,00
Physician in further education* ³	€ 100,00	€ 110,00
Physician in further education, streaming ticket ²		€ 70,00

Permanent pass non-member^A

Physician ³	€ 290,00	€ 320,00
Physician, streaming ticket ²		€ 200,00
Physician in further education* ³	€ 110,00	€ 130,00
Physician in further education, streaming ticket ²		€ 80,00

Permanent pass non-working physician*^{A,3}

Non-working physician, streaming ticket ²	€ 110,00	€ 130,00
		€ 70,00

Permanent pass for students*^{A,3}

Student, streaming ticket ²	€ 50,00	
	€ 30,00	

Permanent ticket for retired physician*^{A,3}

Retired physician, streaming ticket ²	€ 70,00	
	€ 50,00	

Permanent pass pharmacist^A

Pharmacist, streaming ticket ²	€ 290,00	€ 320,00
		€ 200,00

Day tickets specialist, member BDOC*

Thursday, 15. May 2025	€ 140,00	€ 160,00
Friday, 16. May 2025	€ 140,00	€ 160,00
Saturday, 17. May 2025	€ 120,00	€ 130,00

	Fees received	
	until 04/01/25	from 04/02/25
Day tickets physician in training* member BDOC*		
Thursday, 15. May 2025	€ 60,00	€ 70,00
Friday, 16. May 2025	€ 60,00	€ 70,00
Saturday, 17. May 2025	€ 50,00	€ 60,00
Day pass doctor, non-member		
Thursday, 15. May 2025	€ 170,00	€ 190,00
Friday, 16. May 2025	€ 170,00	€ 190,00
Saturday, 17. May 2025	€ 140,00	€ 160,00
Day tickets physician in training* non-member		
Thursday, 15. May 2025	€ 70,00	€ 80,00
Friday, 16. May 2025	€ 70,00	€ 80,00
Saturday, 17. May 2025	€ 60,00	€ 70,00
Day pass pharmacist		
Thursday, 15. May 2025	€ 170,00	€ 190,00
Friday, 16. May 2025	€ 170,00	€ 190,00
Saturday, 17. May 2025	€ 140,00	€ 160,00
Training conference for OR nurses / ward staff / ophthalmic nurses / orthoptists		
Permanent pass ^{3,^}	€ 120,00	€ 130,00
OAP, streaming ticket ²		€ 70,00
Day ticket OAP[^]		
Thursday, 15. May 2025	€ 75,00	€ 85,00
Friday, 16. May 2025	€ 75,00	€ 85,00
Saturday, 17. May 2025	€ 55,00	€ 65,00
Training Conference Administration / Management / Non-Specialist		
Permanent pass ^{3,^}	€ 120,00	€ 130,00
Administration / Management / Non-Specialist, streaming ticket ²		€ 70,00
Day ticket Administration / Management / Non-Specialist		
Thursday, 15. May 2025	€ 75,00	€ 85,00
Friday, 16. May 2025	€ 75,00	€ 85,00
Saturday, 17. May 2025	€ 55,00	€ 65,00

Participation fees

Fees received
until 04/01/25 from 04/02/25

Drylab* ^o # [^]		
D-KAT 1 Best in Class Application of YAG Laser Technology - „Knowing your tools“	€ 170,00	€ 180,00
Supporting program*		
DOC Hüttenabend friday, 16. May 2025	€ 70,00	

If you are booking a day or permanent pass, you will receive a free ticket for the public transport for the duration of May 15 - 17, 2025 (rate zone 100/200 - Nuremberg, Fürth).

All prices incl. VAT.

- ^ This pass also entitles the holder to attend the main lectures, the Video Live Surgery, Consilia, Forum, AI and Sustainability Symposia and DOC Updates. Please please note that there are limited contingents available and therefore no entitlement to participation
- o Booking of a day pass (corresponding to the day) / permanent pass is required for occupancy.
- * Limited number of participants. Please understand that due to the limited number of participants, registrations are binding. A reservation confirmation will be sent to you after receipt of your written and thus binding registration
- Upon presentation of a certificate or ID
- # Admission is no longer possible 10 minutes after the start of the Drylab! The entitlement expires!
- 2 Live Stream Main Lectures Room Tokyo
- 3 The streaming ticket is included in a permanent pass for the face-to-face event
- ^ Physicians in further training receive this course at half price.

General information

Booking a day/permanent pass includes the following program items / documents:

- Main lectures (Tokyo Hall) and the main lectures for OAP (Sydney Hall) on all three congress days or, if you book a day pass, on the corresponding day
- Video Live Surgery on Thursday and the Video Live Surgery Festival on Friday (both in the Tokyo Hall)
- Consilia Diagnosticum, Therapeuticum and Retinologicum
- DOC Updates (retina, glaucoma, cataract)
- Forum and the VAR course "Ophthalmology in developing countries"
- Live stream during the congress on the platform (if you book a permanent pass)
- Conference documents
- Ticket for local public transport (Nuremberg, Fürth)
- Lanyard/badge
- Program

Certification

The congress will be certified by the Bavarian Medical Association. The certification points for physicians will be available in due course on the Internet at www.doc-nuernberg.de (Information under the heading Certification).

In order to have your certification points recognized, you must have your uniform continuing education number (EFN) so that the organizer (MCN) can submit it to the German Medical Association no later than three weeks after the event

Please refer to the homepage in due course for the modalities of certification.

The certificate (for physicians) with the continuing education points as well as the certificate of attendance can be download approx. 3 weeks after the event.

Social Media

Follow us



Internet

The congress homepage www.doc-nuernberg.de offers you: Automated search for topics, authors, etc., creation of your personal congress plan, online registration, registration for satellite symposia, links to selected informative websites and pdf of the preliminary program.

Public transport

The combination ticket entitles the holder to free use of public transport from May 15th - 17th 2025. The combi-ticket will be sent to you approximately 2 weeks before the start of the congress. Please note that your registration and payment must be received at least 2 weeks before the start of the congress.

Otherwise you will receive the combination ticket at the conference desk together with your documents.

A bus shuttle will be available for you at the Messezentrum subway station to take you to Hall 7a or to the NCC Ost.

General information

Bus shuttle schedule

Thursday,	May 15 th 2025	07.00 am - 08.00 pm
Friday,	May 16 th 2025	07.00 am - 08.00 pm
Saturday,	May 17 th 2025	07.00 am - 07.00 pm

Gender note

For reasons of better readability alone, the simultaneous use of masculine, feminine and other forms of language has been dispensed with. All references to persons apply to all gender forms. This does not imply any discrimination against the other gender, but is to be understood as gender-neutral.

DB event ticket

Your advantages

- Full cost control - fixed maximum price
- City-Ticket for connection to public transport included.
Information at: bahn.de/cityticket
- Sustainable travel - with 100 percent green power on local and long-distance trains:
nachhaltigkeit.deutschebahn.com/gruen



More Information on the
Homepage

Scientific program

DOC e.V.

Organization Committee

Dr. med. Armin Scharrer, Fürth
Prof. Dr. med. Susanne Binder, Wien
Dr. med. Peter Hoffmann, Castrop-Rauxel
Prof. Dr. med. Michael C. Knorz, Mannheim
Dr. med. Gernot Petzold, Kulmbach

Scientific editorial content / Program Commission

Prof. Dr. med. Hansjürgen Agostini, Freiburg
Prof. Dr. med. Gerd U. Auffarth, Heidelberg
Priv.-Doz. Dr. med. Silvia Bopp, Bremen
Prof. Dr. med. Thomas S. Dietlein, Köln
Prof. Dr. med. Christoph Hintschich, München
Dr. med. Peter Hoffmann, Castrop-Rauxel
Prof. Dr. med. Thomas Klink, München
Prof. Dr. med. Michael C. Knorz, Mannheim
Prof. Dr. med. Thomas Kohnen, Frankfurt
Prof. Dr. med. Rupert M. Menapace, Wien
Dr. med. Caroline Schier Wyss, Binningen
Dr. med. Gernot Petzold, Kulmbach
Prof. Dr. med. Berthold Seitz, Homburg/Saar
Prof. Dr. med. Sandrine Zweifel, Zürich

Display / Coordination

MCN Medical Congress Organization Nuremberg
GmbH
Neuwieder Str. 9, 90411 Nürnberg, Germany

Editorial deadline: December 20th, 2024

All rights reserved by the publisher. The rights of third parties are respected. Neither the publisher/printer nor the editor shall be liable for any incorrect or non-existent reproductions and representations. The liability for contents of advertisements and reproduction of original texts lies exclusively with the respective advertisers or authors. The claim for compensation is excluded. Place of performance and jurisdiction for both parties is Nuremberg.